



2025 Certificates and results are being posted.

If you have not received them by the end of August, check with your admin office to see if they are there, otherwise email us at: admin@AustralianHistoryCompetition.org.au

The results for each student will also be online so that teachers can do their own analysis. To access the online results, go to “View Results” on our website:

<https://members.australianhistorycompetition.org.au/login.aspx>

Login using your username and password

Results Analysis

Both papers in 2025 were very similar in result trends to last year. The spread of results continued to reflect our aim of a positive skew to encourage student sense of achievement. The papers also showed student improvement from grade 7 to 8 and grade 9 to 10.

Interestingly, the following trends were noticed:

- Yr 7 and 8 students found questions relating to archaeology easier, demonstrating an understanding of this content and historical dating. Both groups had a strong understanding of the terms used to measure time periods.
- Yr 7 and 8 students had difficulty with some of the historical knowledge questions and comprehension-based questions.
- Yr 7 had difficulty with drawing conclusions from maps and timelines, whilst Yr 8s demonstrated a greater skill in this as with use of historical terminology.
- However, by Yr 8 students tended to have a better grasp of terminology as well as maps and timelines thus reflecting positively the teaching of these skills.
- Overall Yr 9s and 10s demonstrated they had skills in understanding the message of sources, could identify an author’s perspective and purpose.
- Both the Yr 9s and 10s had a good historical knowledge/ understanding of the Industrial Revolution period.
- Not surprisingly, the Yr 9s struggled more with historical terminology than the Yr 10s.

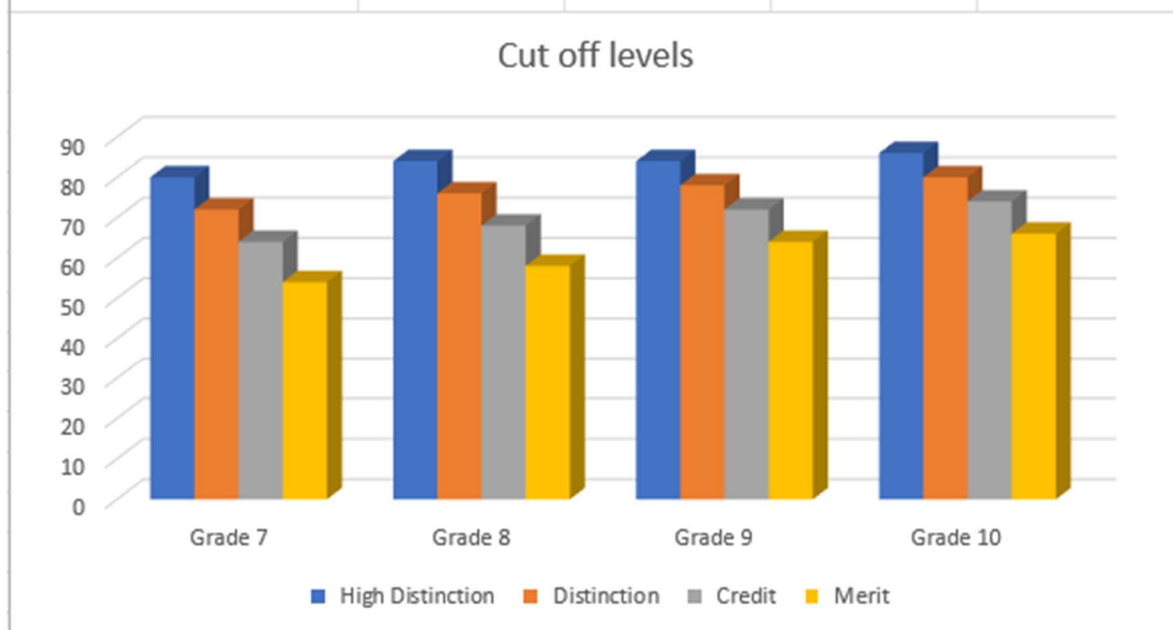
Moving forward, it could be valuable to look at your student’s results to identify areas of strength and weakness, relating to the historical skills. An easy way to get a snapshot is to give your students their summaries, then get your students to put up their hands if they got a question right. Count how many got the question right, thus indicating areas for future teaching.

AUSTRALIAN HISTORY COMPETITION

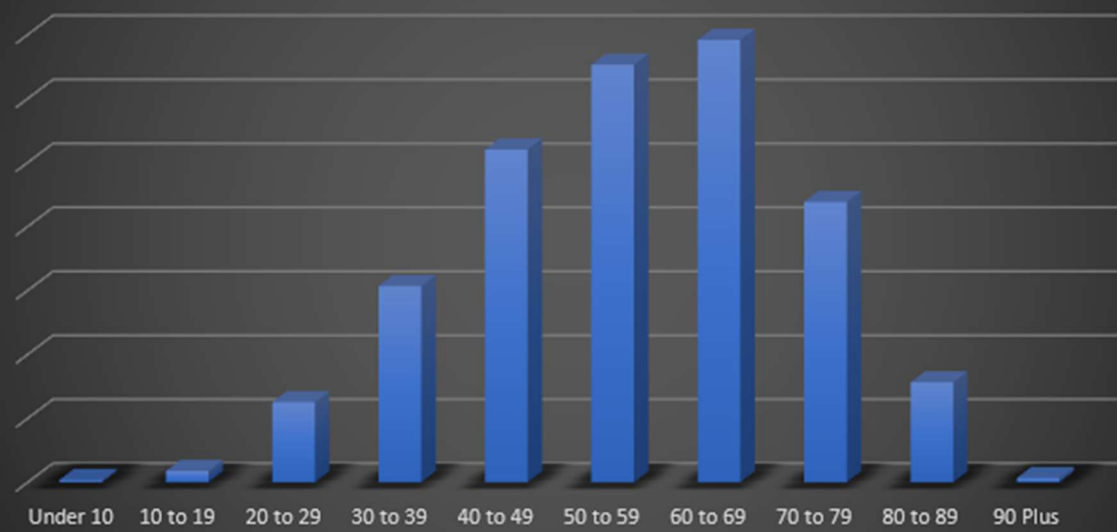


2025 Cut Off Levels

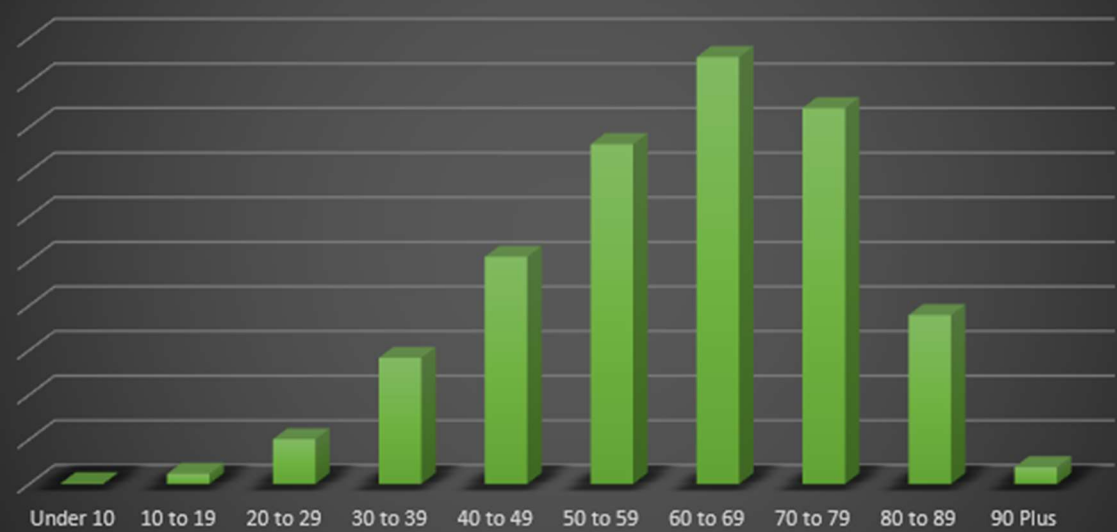
Cut off Levels	Grade 7	Grade 8	Grade 9	Grade 10
High Distinction	80	84	84	86
Distinction	72	76	78	80
Credit	64	68	72	74
Merit	54	58	64	66



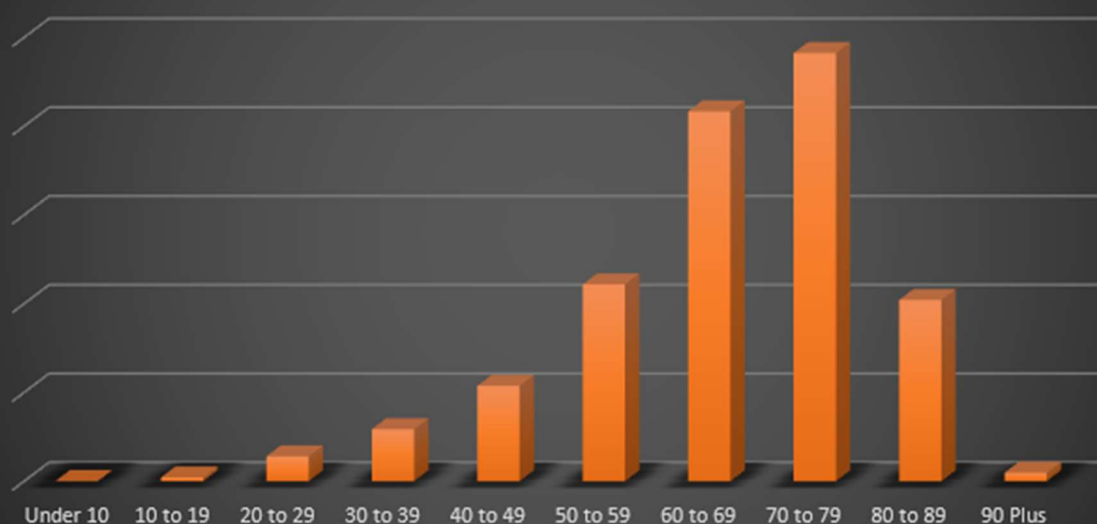
Grade 7 Bell Curve - 2025



Grade 8 Bell Curve - 2025



Grade 9 Bell Curve - 2025



Grade 9 Bell Curve - 2025

